


ASEAN COUNTRIES MENTAL HEALTH DATABANK (2015)






COUNTRY PROFILE	MEASURE- MENTS (qual- itative or quantitative)										
GENERAL INFORMATION											
Location	Latitude and Longitude										
Land Area	Square Kilometers	5,765	181,000	1,905,000	237,000	330,000	677,000	300,000	1,000	513,000	332,000
Population		400,000	15,053,112	232,516,771	6,436,093	27,913,990	50,495,672	93,616,853	4,836,691	68,139,238	89,028,741
Language (Proportion of the population) a. English b. Native language c. Others (specify)	Proportion of population speaking the language (% of N population)	Brunei Malay									
Religion: a. Islam b. Christians c. Others (Specify)	Proportion of population with the same religion (% of N population)	2/3 of the population is Muslim									
Life expectancy a. Male b. Female		75 years 80 years	60 years 63 years	66 years 69 years	65 years 67 years	71 years 76 years	62 years 65 years	65 years 71 years	71 years 83 years	70 years 77 years	72 years 76 years
Literacy rate Male Female		100% 100%	89% 86%	97% 96%	89% 79%	98% 99%	96% 95%	94% 96%	100% 100%	98% 98%	97% 96%
Population Growth Rate											
Gross domestic product (GDP)											
Poverty Incidence											
Suicide rate a. Male b. Female	Per 100,000 population	Not available	Not available	Not available	Not available	Not available	Not available	2.5 1.7	12.9 7.7	12 3.8	Not available Not available











COUNTRY PROFILE	MEASUREMENTS (qualitative or quantitative)										
GOVERNANCE											
Mental Health Policy		None	Existing	Existing	Existing	Existing	Existing	Existing	Existing	Existing	None
Mental Health Plan		None	Existing	Existing	None	Existing	Existing	Existing	Existing	Existing	Existing
Mental Health Legislation		Existing, revised	None	None	None	Existing	Existing	None	Existing	Existing	None
.FINANCING											
Proportion of Mental Health Expenditure from the total expenditure by the government health department		Not available	Not available	Not available	Not available	0.39%	Not available	Not available	4.14%	4.0%	Not available
Proportion of mental health expenditures spent on mental hospitals		Not available	Not available	Not available		Not available	74.29%	Not available	71.71%	Not available	Not available
Coverage of mental disorder by social insurance schemes											
Proportion of the population with free access to essential psychotropic medicines											
MENTAL HEALTH CARE DELIVERY											
PRIMARY CARE											
Proportion of primary care with mental health care											
Proportion of primary health doctors trained on mh GAP											
Proportion of primary care with psychotropic medicines included in their pharmaceutical list											

COUNTRY PROFILE	MEASURE- MENTS (quali- tative or quanti- tative)										
MENTAL HEALTH SERVICES											
Mental health out-patient facilities	Rate per 100,000 population	1.47	0.42	Unknown	0.047	2.58	0.07	0.049	0.06	0.14	0.07
Day treatment facilities	Rate per 100,000 population	0.74	0.01	Unknown	0.0	0.23	0.002	0.004	0.52	0.003	0.001
Psychiatric beds in general hospitals	Rate per 100,000 population	9.83	0.1	Unknown	0.54	3.28	0.30	Unknown	1.41	0.09	0.34
Community residential facilities	Rate per 100,000 population	0.0	0.0	Unknown	0.0	Unknown	0.002	0.016	0.27	0.003	Unknown
Beds/places in community residential facilities	Rate per 100,000 population	0.0	0.0	Unknown	0.0	Unknown	0.036	1.556	35.46	Unknown	Unknown
Mental hospitals	Rate per 100,000 population	0.0	0.0	0.2	0.0	0.01	0.004	0.002	0.02	0.03	Unknown
Beds in mental hospitals	Rate per 100,000 population	0.0	0.0	3.31	0.0	15.01	2.48	4.486	40.85	12.79	Unknown
ACCESS TO CARE											
Persons treated in mental health out patient facilities	Rate per 100,000 population	25.8	66.43	Unknown	52.5	1,476.01	38.175	12.25	543.45	117.74	370.57
Person treated in mental health day treatment facilities	Rate per 100,000 population	22.85	Unknown	Unknown	Not available	Unknown	0.316	4.35	Unknown	0.09	1.68
Admissions to psychiatric hospitals	Rate per 100,000 population	51.59	1.33	Unknown	15.4	47.82	Unknown	Unknown	35.48	0.21	Unknown
Person staying in community residential facilities at the end of the year	Rate per 100,000 population	Not available	Not available	Unknown	Not available	Unknown	0.018	0.60	Unknown	Unknown	Unknown
Admissions to mental hospitals	Rates per 100,000 population	Not available	Not available	Unknown	Not available	21.04	11.7	5.49	187.63	131.13	Unknown

COUNTRY PROFILE	MEASUREMENTS (qualitative or quantitative)										
Number of members User Association Family		Not available Not available	Not available Not available	Unknown Unknown	Not available Not available	Not available 12	Not available Not available	Unknown Unknown	Unknown Unknown	Unknown Unknown	Not available Not available
Participation in the formulation/implementation of policy/plan/legislation User Association Family		Not available Not available	Not available Not available	Frequently Frequently	Not available Not available	Not routinely Not routinely	Not available Not available	Not routinely Not routinely	Unknown Unknown	Not routinely Not routinely	Not available Not available
MEDICINES											
All the psychotherapeutic medicines	Expenditure at country level per year and per 100,00 population (in USD)	1,199,380	Unknown	Unknown	Unknown	Unknown	Unknown	Unknown	Unknown	Unknown	Unknown
Medicines used for bipolar disorders	Expenditure at country level per year and per 100,00 population (in USD)	Unknown	Unknown	Unknown	Unknown	Unknown	Unknown	Unknown	Unknown	Unknown	Unknown
Medicines for psychotic disorders	Expenditure at country level per year and per 100,00 population (in USD)	Unknown	Unknown	Unknown	Unknown	Unknown	Unknown	Unknown	Unknown	Unknown	Unknown

COUNTRY PROFILE	MEASUREMENTS (qualitative or quantitative)										
Medicines used for general anxiety	Expenditure at country level per year and per 100,00 population (in USD)	Unknown	Unknown	Unknown	Unknown	Unknown	Unknown	Unknown	Unknown	Unknown	Unknown
Medicines used for mood disorders	Expenditure at country level per year and per 100,00 population (in USD)	Unknown	Unknown	Unknown	Unknown	Unknown	Unknown	Unknown	Unknown	Unknown	Unknown
INFORMATION SYSTEM											
Person with mental disorders treated in primary health care Data: Number Age and gender Diagnosis		No No No	No No No	Yes Yes Yes	No No No	Yes Yes Yes	Yes Yes Yes	Yes Yes Yes	Yes No Yes	Yes Yes Yes	Yes No Yes
Intervention (psychopharmacological and psychosocial) delivered in primary health care for people with mental disorders Data: Number Age and gender Diagnosis		No No No	No No No	No No No	No No No	No No No	Unknown Unknown Unknown	Yes Yes Yes	No No No	No No No	Yes No Yes

COUNTRY PROFILE	MEASURE- MENTS (quali- tative or quanti- tative)										
Person treated in mental health out patient facilities Data: Number Age and gender Diagnosis		Yes Yes Yes	No No No	No No No	No No No	Yes No No	Yes Yes Yes	Yes Yes Yes	Yes Yes No	Yes Yes Yes	Yes No Yes
Contacts in mental health outpatient facilities Data: Number Age and gender Diagnosis		No No No	No No No	No No No	No No No	No No No	Yes Yes Yes	Yes Yes Yes	Yes No Yes	Yes Yes Yes	No No No
Persons treated in mental health day treatment facilities Data: Number Age and gender Diagnosis		Yes Yes Yes	No No No	No No No	No No No	No No No	Yes Yes yes	Yes Yes Yes	No Yes Yes	No No No	Yes No No
Admissions in general hospitals with psychiatric beds Data: Number Age and gender Diagnosis		Yes Yes Yes	Not avail- able Not avail- able Not avail- able	No No No	Yes Yes Yes	Yes Yes Yes	Yes Yes yes	Yes Yes yes	Yes Yes Yes	No No No	No No No

COUNTRY PROFILE	MEASUREMENTS (qualitative or quantitative)										
Admissions in mental hospitals Data: Number Age and gender Diagnosis		Not available Not available Not available	Not available Not available Not available	No No No	Not available Not available Not available	Yes Yes Yes	Yes Yes Yes	Yes Yes yes	Yes Yes Yes	Yes Yes Yes	Yes No Yes
Days spent in mental hospitals Data: Number Age and gender Diagnosis		Not available Not available Not available	Not available Not available Not available	No No No	Not available Not available Not available	Yes Yes yes	Yes Yes Yes	Yes Yes Yes	Yes Yes Yes	Yes Yes Yes	Yes No Yes
Admissions in community residential facilities Data: Number Age and gender Diagnosis		Not available Not available Not available	Not available Not available Not available	No No No	Not available Not available Not available	No No No	Yes Yes Yes	Yes Yes yes	Yes Yes yes	No No No	Yes Yes No

REFERENCES:

1. World Health Organization. 2011. Brunei Darussalam. Mental health Atlas 2011- Department of Mental health and Substance abuse, World Health Organization
2. World Health Organization. 2011. Cambodia. Mental health Atlas 2011- Department of Mental health and Substance abuse, World Health Organization
3. World Health Organization. 2011. Indonesia. Mental health Atlas 2011- Department of Mental health and Substance abuse, World Health Organization
4. World Health Organization. 2011. Lao People's Democratic Republic. Mental health Atlas 2011- Department of Mental health and Substance abuse, World Health Organization
5. World Health Organization. 2011. Malaysia. Mental health Atlas 2011- Department of Mental health and Substance abuse, World Health Organization
6. World Health Organization. 2011. Myanmar. Mental health Atlas 2011- Department of Mental health and Substance abuse, World Health Organization
7. World Health Organization. 2011. Philippines. Mental health Atlas 2011- Department of Mental health and Substance abuse, World Health Organization
8. World Health Organization. 2011. Singapore. Mental health Atlas 2011- Department of Mental health and Substance abuse, World Health Organization
9. World Health Organization. 2011. Thailand. Mental health Atlas 2011- Department of Mental health and Substance abuse, World Health Organization
10. World Health Organization. 2011. Vietnam. Mental health Atlas 2011- Department of Mental health and Substance abuse, World Health Organization
11. World Health Organization. 2012. WHO-AIMS Report on Mental Health System in the Lao People's Democratic Republic. Department of Mental health and Substance abuse, World Health Organization
12. World Health Organization. 2006. WHO-AIMS Report on Mental Health System in the Myanmar. Department of Mental health and Substance abuse, World Health Organization
13. World Health Organization. 2007. WHO-AIMS Report on Mental Health System in the Philippines. Department of Mental health and Substance abuse, World Health Organization
14. World Health Organization. 2006. WHO-AIMS Report on Mental Health System in the Thailand. Department of Mental health and Substance abuse, World Health Organization
15. World Health Organization. 2006. WHO-AIMS Report on Mental Health System in the Vietnam. Department of Mental health and Substance abuse, World Health Organization